

Outstanding Features

of Napoleon's Advanced Technology



Advanced Burner Technology

Napoleon's sophisticated burner system offers superior flame technology. Strategically placed burner ports create the most natural looking flames in the industry.



Finely Tuned Precision Valves

Surrounded with a protective cast aluminum jacket, the precision valves allow for ultimate reliability and 100% SAFE GUARD™ automatic gas control system.

Exclusive NIGHT LIGHT™

Napoleon's exclusive NIGHT LIGHT™ illuminates the decorative firebox even when the fireplace is turned off.



LOW ENERGY
LED
TECHNOLOGY

LED Spectrum Light Kit

Every colour in the rainbow can now be enjoyed by either selecting a preferred colour or setting the lights to scroll through the spectrum of colours illuminating the CRYSTALINE™ glass ember bed (the entire bed will be the same colour as it transitions).

CRYSTALINE™ Ember Bed

Sparkling crystals (topaz standard on most models) add a modern elegance to fireplace designs.



NAPOLEON®

GAS BURNING

MODERN DIRECT VENT GAS FIREPLACES



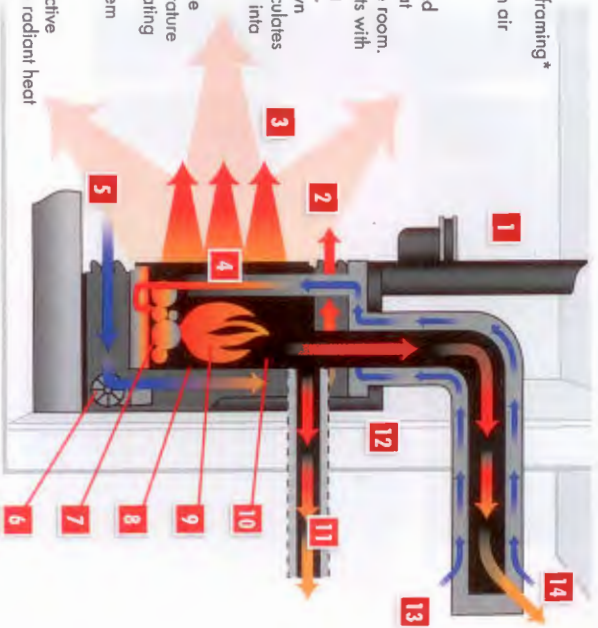
napoleonfireplaces.com



Outstanding Features of Napoleon's Direct Vent Technology

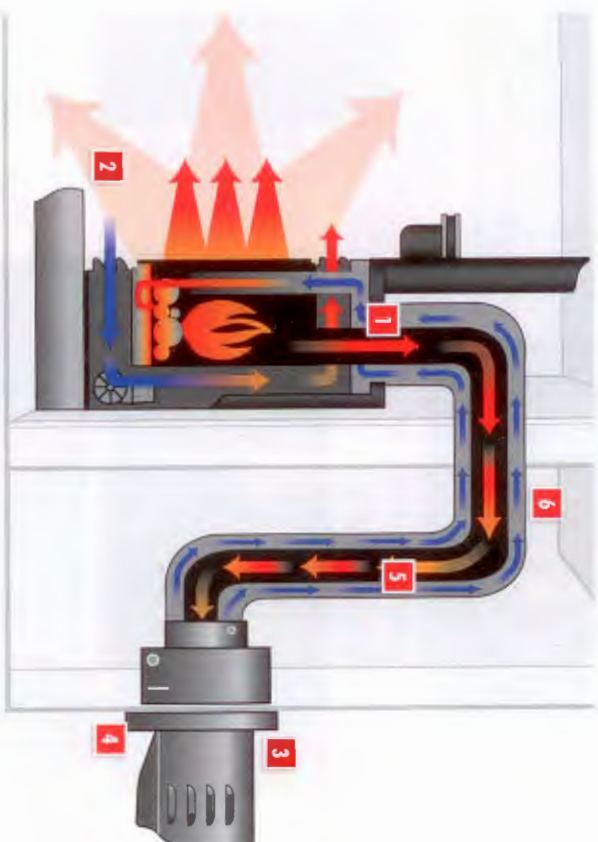
Direct Vent System

1. Zero clearance to combustible framing*
2. Forced convection heated room air
3. Radiant heat
4. High Heat Ceramic or Tempered Glass increases the radiant heat that is dispersed throughout the room. Save up to 30% on energy costs with radiant heat and Zone Heating
5. Cool room air is naturally drawn through the lower opening, circulates around the firebox, and expels into the living space as warm air
6. Optional air circulating variable speed blower with high temperature bearings increases efficient heating
7. Advanced ceramic burner system (select models)
8. MIRROR-FLAME® Porcelain Reflective Radiant Panels further increase radiant heat (optional on most models)
9. Advanced burner technology produces the most realistic flames in the industry
10. Sealed combustion chamber
11. Optional rear exhaust (select models)
12. Efficient heat exchange system
13. Combustion air inlet
14. Flue gas outlet



Direct Vent Power Venting System

1. Suitable for exhaust products with various vent diameters
2. Installation friendly - maintenance free durable construction
3. Blower mounted outside at terminal with WHISPER QUIET operation inside
4. Terminates above or below the fireplace to allow more freedom and versatility for direct vent installations
5. No hoses to terminal
6. Ability to "snake" either up, down or around objects (ie: behind stairways)



With over 35 years of research and development, Napoleon® fireplaces have perfected direct vent technology to offer you a fireplace that easily fits into your lifestyle.

With Napoleon's direct vent technology, you can design and install your fireplace in unique locations where it wasn't possible before with traditional masonry fireplaces. Even your basement can be transformed into a warm, inviting oasis for your family and friends to enjoy.

Whether you are renovating, building or replacing an inefficient fireplace product, Napoleon® helps guide you in the right direction to find the product that's right for you and your home. Napoleon® fireplaces are a smart investment that will bring many years of affordable luxury to you and your family.

Napoleon's power venting system allows more freedom and versatility for direct vent installations. The option of having the termination above or below the fireplace, along with the ability to "snake" either up or down, allows installation when the desired fireplace location is a great distance away from an outside wall. The blower that pulls the burned gases from the fireplace is mounted outside at the terminal which provides WHISPER QUIET operation inside the home.

Available for Select Models

*See installation manual for details

Options & Accessories to Customize Your Fireplace

Burner Options




Napoleon's HD81 and GD19 offer different burner options to allow you to choose the burner configuration that best suits your home. The HD81 is available with a log set, ember bed or a river rock burner and the GD19 is available with a log or river rock burner configuration.

Media Enhancement Kits



River Rock Media Kits

Switch out existing logs to a more contemporary setting with the optional river rock media kits. Available in grey or multi-coloured.



Driftwood Media Kits

Designed for both the LHD45, LHD50 and LHD62 linear gas fireplaces, the driftwood adds a unique look to Napoleon's modern fireplaces, giving you yet another option when choosing a unit to match your décor.

Glass Media Kits

Media kits of coloured glass are designed to enhance or change the look of your fireplace by switching out the standard topaz glass.



Amber




Black



Red



Clear



Topaz (standard)

Decorative Panels



California Sun Fluted Brick Panels (optional on LHD62)



Decorative Sandstone Brick Panel (optional on HD81)



MIRROR-FLAME Porcelain Reflective Radiant Panels



Concave Polished Satin Chrome Reflective Panel (standard on GD82T-TE)



Slate Brick Panel (standard on WHD31)

Polished Chrome Accent Trim



Designed exclusively for the HD81 Glass or Rock Burner.

Andirons

Designed to simply stand in front of the logs and give the optimum traditional masonry look and feel.



GEO Shapes

Take your modern fireplace one step further with Napoleon's six piece ceramic GEO shapes media enhancement kit.



Designer Fire Art - Nickel Stix

The Nickel Stix add a unique look to the LHD45, LHD50 and LHD62 linear gas fireplaces, reflections from over 100 nickel plated surfaces create a myriad of sparkling (twinkling) flame patterns throughout the fireplace.



Designer Fire Art - Metal Coil

The Metal Coil was designed to add an interesting art element to the fireplace of the LHD45 linear gas fireplace.

Options, Features & Accessories



WHISPER QUIET

Heat Circulating Blower System

The extreme heat resistant "H" class bearings featured in Napoleon's superior heat circulating blower, create a lasting "whole home" comfort with adjustable high & low speeds.

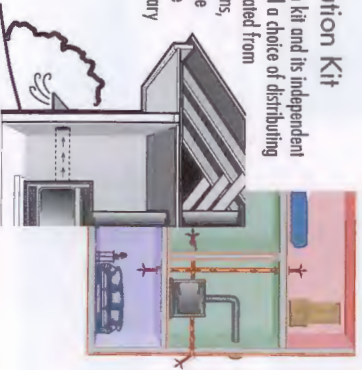


Thermostat For Hot Air Distribution Kit

Optional thermostat control maintains adjacent room temperature for even greater convenience.

Hot Air Distribution Kit

With the hot air distribution kit and its independent fan control, you are offered a choice of distributing a portion of the heat generated from your fireplace to other rooms, adding to your overall home comfort... or when fireplace heating efficiency is secondary to the ambiance of a fire, disperse it outdoors.... ideal for entertaining.



CRYSTALLITES

Lights that accent the ember bed from below add elegance to the firebox even when the fireplace is turned off. Standard on most Napoleon® modern fireplaces.



Exclusive NIGHT LIGHT


The exclusive NIGHT LIGHT illuminates the whole decorative firebox, including the logs, even when the fireplace is off.



Minimum 30% savings on heating costs with Zone Heating

ZONE Heating!

Zone Heating means you are heating the rooms that you use the most with an alternate heat source, like a Napoleon® heater rated appliance. Zone Heating is the obvious solution for families concerned about rising fuel costs.



Safety Screen

Safety screens are available to protect children, pets and visitors against inadvertent contact with glass. Glass and unit temperature can get very hot.



Superior Heat Resistant Glass

Ceramic and tempered glass are made to withstand high temperatures, allowing maximum radiant heat, performance and safety.



Convenient Remote Controls

Napoleon's remotes with digital read out and modulating control give you the comfort level you need at the touch of a button.

Surrounds, Frames & Fronts

											
Decorative Frame White Finish	Decorative Frame Red Finish	Decorative Frame Steel Blue Finish	Decorative Frame Diamond Dust Pewter Finish	Decorative Frame Brushed Stainless Steel Finish	Decorative Frame Painted Metallic Black Finish	Mounting Cabinet Brushed Stainless Steel Finish	Mounting Cabinet Painted Metallic Black Finish	Rectangular Facing Kit Diamond Dust Pewter Finish	Rectangular Facing Kit Brown Finish	Rectangular Facing Kit Taupe Finish	Rectangular Facing Kit Painted Black Finish
											
Arched Facing Kit Heritage Pattern Painted Black Finish	Arched Facing Kit Lattice Pattern Wrought Iron Finish	Surround & Hearth Facing Kit Brushed Stainless Steel Finish	Rectangular Surround Diamond Dust Pewter Finish	Rectangular Surround Brown Finish	Rectangular Surround Painted Black Finish	Convex Surround Brushed Stainless Steel Finish					
											
Stylo Glass Front (colour will vary depending on lighting)	Wave Surround Diamond Dust Pewter Finish	Wave Surround Brown Finish	Convex Surround Diamond Dust Pewter Finish	Convex Surround Brown Finish	Concave Surround Diamond Dust Pewter Finish	Concave Surround Brown Finish					
											
Stylo Glass Front (colour will vary depending on lighting)	Basic Four-Sided Surround with Safety Screen Painted Flat Black Finish	Deluxe Four-Sided Surround with Safety Screen Painted Satin Brown Finish	Deluxe Four-Sided Surround with Safety Screen Painted Gloss White Finish	Deluxe/Premium Four-Sided Surround with Safety Screen Painted Gloss Black Finish							
											
Premium Four-Sided Surround with Safety Screen Brushed Stainless Steel Finish	Decorative Surround White Finish	Decorative Surround Diamond Dust Pewter Finish	Decorative Surround Black Finish	Door Frame Trim (for non-operating side of LHD50 See Thru unit) Satin Chrome Plated Finish							

*Wave/Convex/Concave surrounds come with top and hearth satin chrome trim (matching upper trim also available)



The Manhattan[®] shown with LED spectrum light strip on orange/yellow



LED Spectrum Light Strip
The LED lights transition through an array of colours based on RGB colour spectrum (sample of the multitude of colours, the entire bed will be the same colour)



MIRRO-FLAME
Porcelain Reflective Radiant Panels (standard)

LOW ENERGY
LED
TECHNOLOGY

